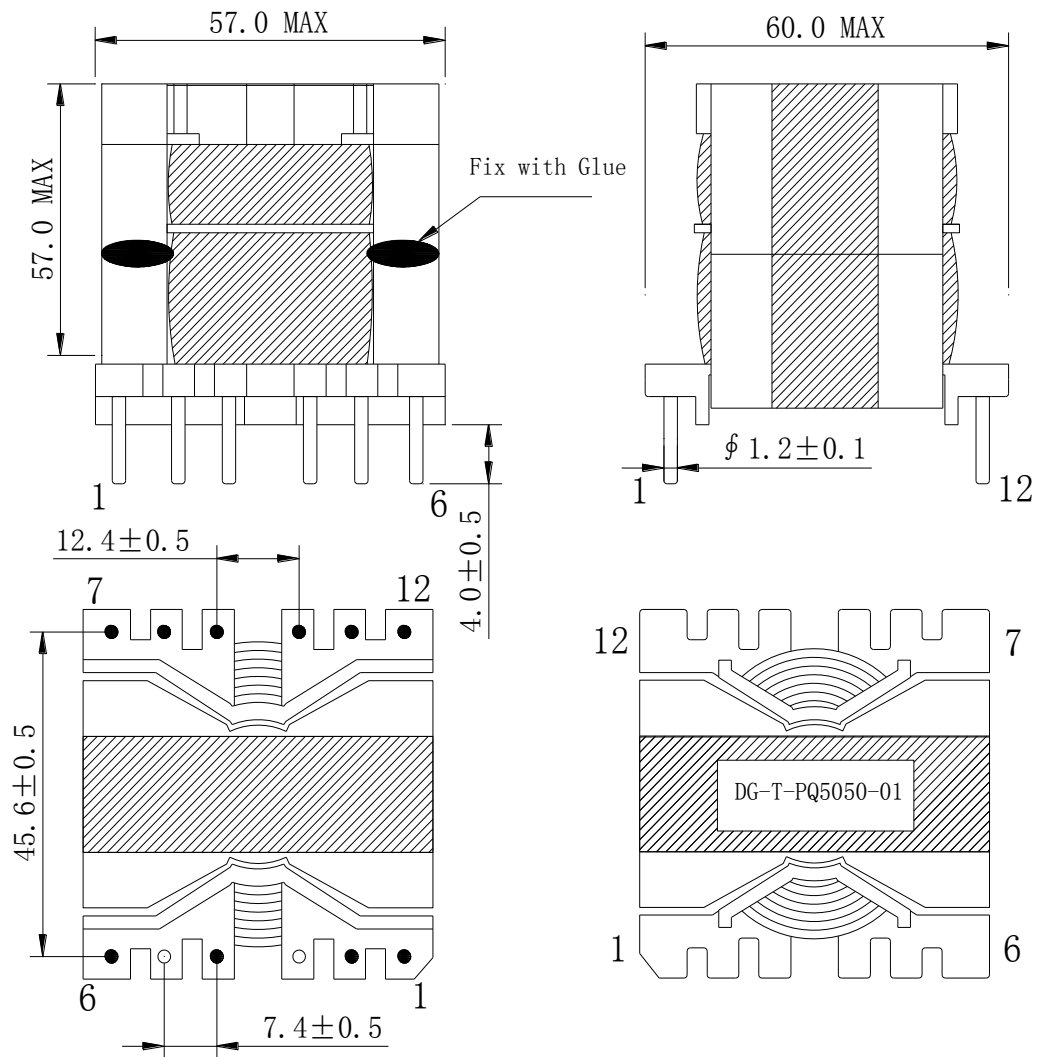


**SPECIFICATION**

客戶/CUSTOMER		規格型號/TYPE	PQ5050 Vertical 6+6PIN	制定日期/DATA	2022/4/2
客戶料號/C.P.O		生產料號/ZC NO.	DG-T-PQ5050-01	版本/VERSION	REV.A

**1. 外觀尺寸/ PHYSICAL DIMENSION ( UNIT: m/m ) :**



**备注:**

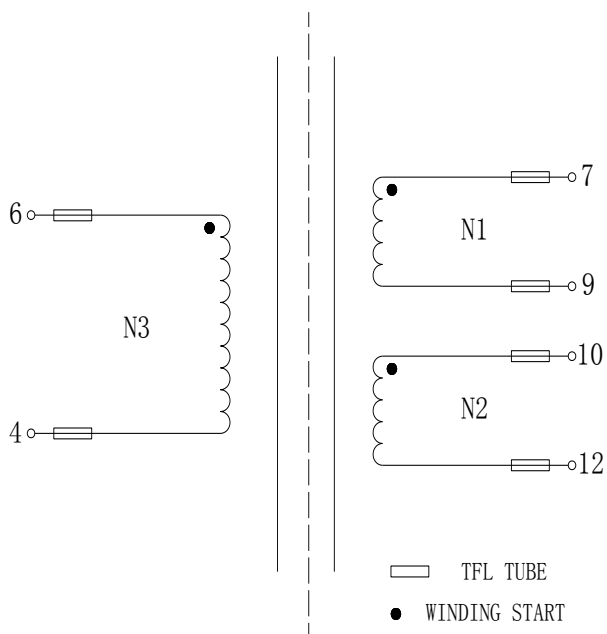
- \* Bobbin PIN3,5 CUT OFF
- \* 产品需真空含浸 Product requires vacuum impregnation
- \* 产品符合ROHS Products ROHS Complaint
- \* 标签: ( 透明底黑字或印制 )  
Label: ( Black text on transparent background or printed )

	確認/APPROVAL	審核/CHECKED	制定/PREPARED
	Haitao Huang	Yong Yuan	Anbing Deng

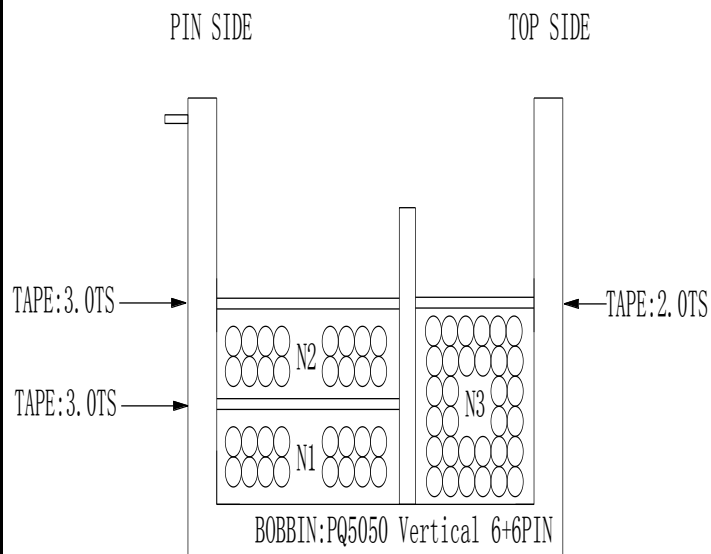
## SPECIFICATION

客戶/CUSTOMER		規格型號/TYPE	PQ5050 Vertical 6+6PIN	制定日期/DATA	2022/4/2
客戶料號/C.P.O		生產料號/ZC NO.	DG-T-PQ5050-01	版本/VERSION	REV.A

### 2. 原理圖/SCHEMATIC :



### 3. 繞組示意/WINDING SCHEMATIC :



#### Remark:

- \* 繞線時PIN固定朝外，順時針繞線，繞組進出線須加TFL TUBE，繞線排列要平整、均勻、緊密。  
When winding, the PIN should be fixed outward, and the winding should be clockwise. TFL TUBE must be added to the winding input and output wires, and the winding arrangement should be flat, uniform and tight.
- \* N1/N2繞線在靠PIN端大槽，N3繞線在頂部端小槽，N3繞線時需跨槽掛腳  
N1/N2 is wound in the large slot near the PIN end, N3 is wound in the small slot at the top end, and N3 needs to be hung across the slot when winding.



確認/APPROVAL

Haitao Huang

審核/CHECKED

Yong Yuan

制定/PREPARED

Anbing Deng